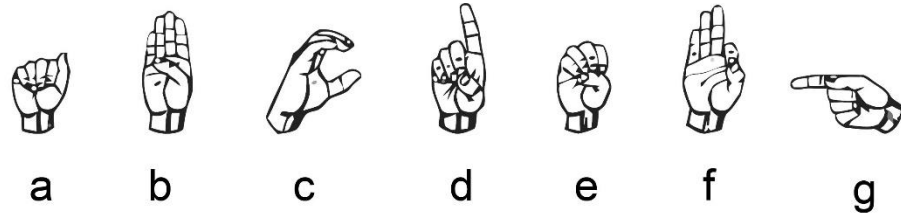
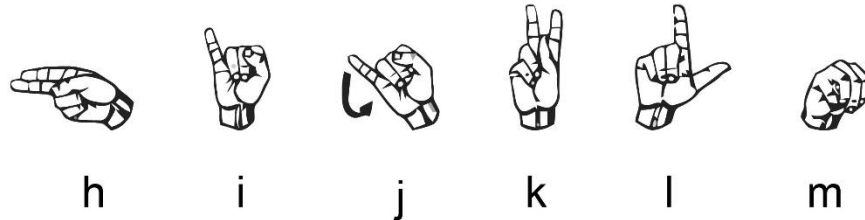


American Sign Language Fingerspelling Alphabets Image

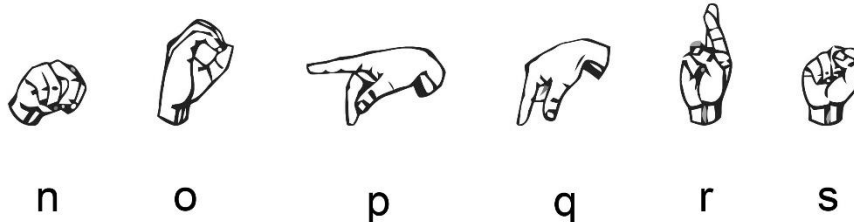
Source: National Institute on Deafness and Other Communication Disorders
<https://www.nidcd.nih.gov/health/american-sign-language-fingerspelling-alphabets-image>



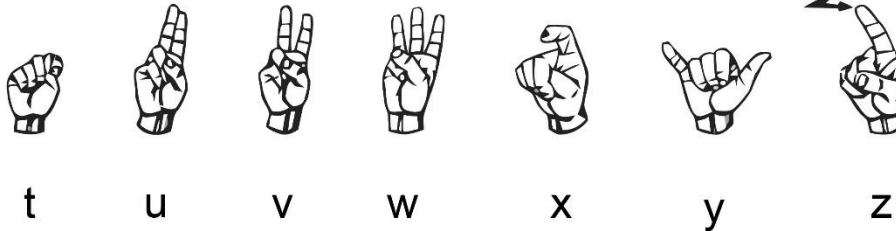
a b c d e f g
 palm is always forward except where noted palm forward thumb bent out thumb also often lower (like a claw) palm in



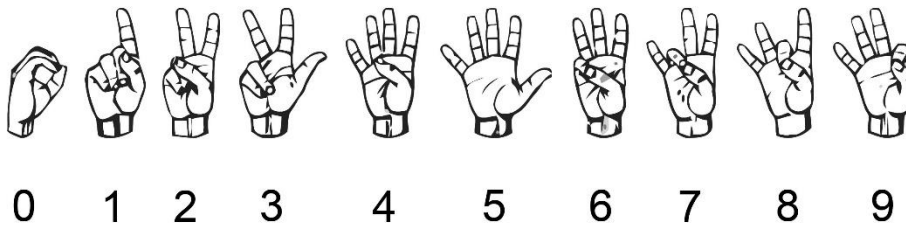
h i j k l m
 palm in



n o p q r s
 palm faces opposite side of body index finger points out like p but points down and unseen fingers curled in



t u v w x y z
 palm forward
 thumb can be over fingers
 whole palm can be slanted to side away from body



0 1 2 3 4 5 6 7 8 9